



Secretariat for
Catholic Education



Teaching of Sounds

Step by step guide to teaching of
sounds (including YouTube
recorded videos)



ONLINE LITERACY RESOURCES FOR PARENTS


Online guidelines for the
development and
consolidation of literacy.



THE BILINGUAL ADVANTAGE

Teaching of words and sentences

Step by step guide to reading and
spelling (including YouTube recorded
videos)



Welcome

Schools are up and running again. However your support as parents/carers is still of **VITAL IMPORTANCE**. This leaflet provides you with some general information about supporting your child's literacy development during the coming scholastic year. As always (but also in view of the limitations and problems we are all facing during this global pandemic) your support is essential in developing the necessary literacy skills.

The links provide you with the information about the systematic and **HANDS-ON PROGRAMME** our schools shall be using to enable your child to become confident in literacy, using the most up to date approaches. The links provide you with recommendations on how to support your child at home. Activities should be **ENJOYABLE** and you should remain calm if your child does not get it the first time. If your child does not feel like it, try turning the activity into a game. Try finding a special place, and set a specific time. Children usually look forward to spending time with their parents/carers and doing things together, even if that entails reading and writing!

Remember! If YOU enjoy it, your child will do too!

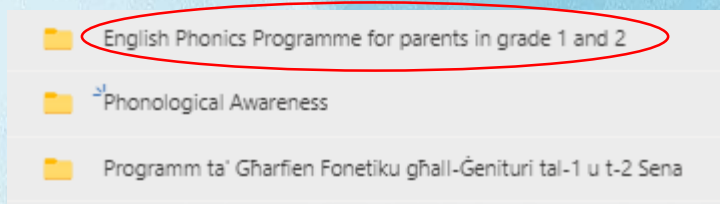
[CLICK HERE](#) to access the video being shown during the **kinder** literacy meetings for parents being held in schools.

[CLICK HERE](#) to access the video being shown during the **year 1** literacy meetings for parents being held in schools.

1. Literacy Resources

We have created resources to help your child develop and consolidate their literacy skills in Maltese and English. [**Click here**](#) to access teaching aids that will help your child master the basic letter formation, up to the reading and writing of whole sentences!

English program (which starts in September in most schools)



Just follow the steps in order, and progress from one level to the next. In the folders you will find **videos**, **FLASHCARDS** and *word games*.

Watch the **videos** first. The **FLASHCARDS** and *word games* provide your child with further practice. All steps are numbered and all instructions are provided.

You may start at any level you wish. The letter sound being taught at each level is indicated, so you may start at the level your child has reached. Select the English folder if at school your child has started learning English now, and access the Maltese folder in January. If your child's school started in Maltese, follow the sequence in the Maltese folders first, and then proceed to English in January. If in doubt, always consult with your school. In the meantime, it is important to read books in both languages to your child.

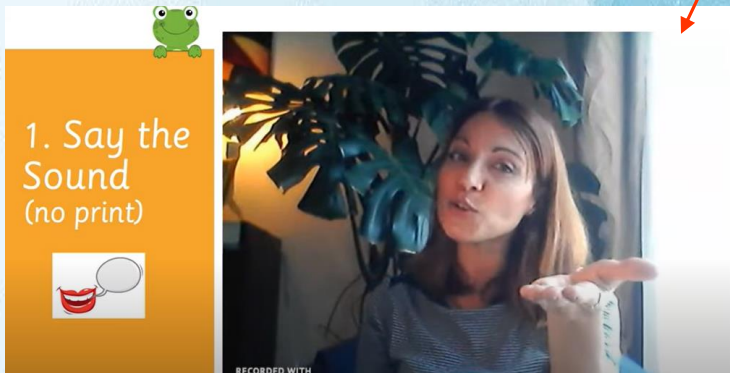
e.g. Folder Step 01 includes the following resources:

2

3

- Step 01 - teaching sounds m, a, s, d, t
- Step 02 - reading and spelling words with m, a, s, d, t
- Step 03 - teaching sounds l, n, p, g, o
- Step 04 - reading and spelling words with l, n, p, g, o

- 1 - teaching sound m.url
- 2 - teaching sound a.url
- 3 - teaching sound s.url
- 4 - teaching sound d.url
- 5 - teaching sound t.url



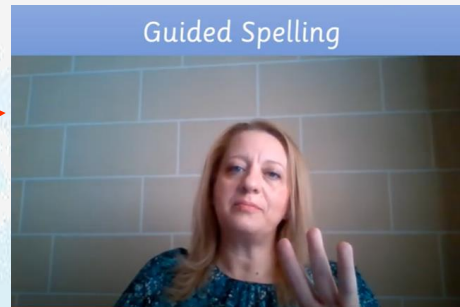
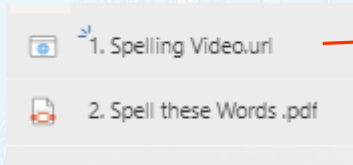
4

Click on **Practising Reading 4+1** (in the **Reading** folder) to follow the reading programme.

- 1 - Practising Reading 4+1.url
- 2 - Flashcards with words .pdf
- 3 - Flashcards with phrases.pdf
- 4 - Word Race.pdf



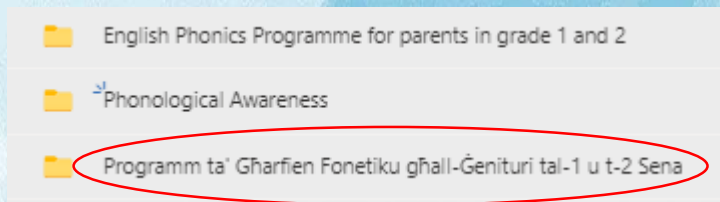
Click on **Spelling Video** (in the **Spelling** folder) to follow the spelling programme.



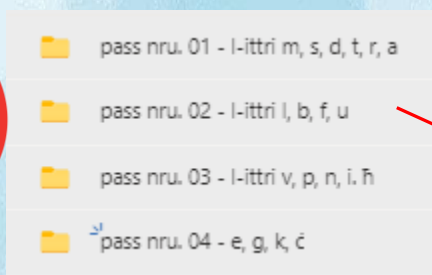
Maltese program (which starts in January in most schools)

The Maltese resources are accessed in a similar way. The folders **Qari** and **Kitba** contain resources to consolidate the reading and writing of Maltese, respectively. Again, skills are graded so that a child may start at the preferred level. All steps are numbered for ease of reference.

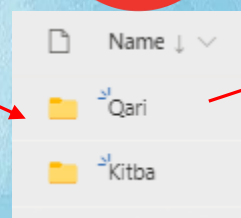
1



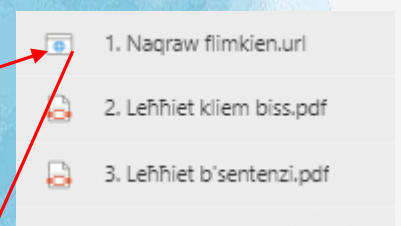
2



3



4



5



2. The Bilingual Advantage

There is societal bilingualism in Malta, owing to the fact that our schools teach both Maltese and English. Bilingualism has its **ADVANTAGES**. Bilinguals find it easier to focus on a variety of tasks simultaneously. They also find it easier to learn additional languages. Although most Church Schools start teaching the alphabet in English in September and then start Maltese in January, it is highly recommended that children are exposed to spoken Maltese and English simultaneously.

Although the majority of schools start teaching the English alphabet, it is crucial that you **CONSOLIDATE** your child's listening and speaking skills in Maltese. Below find some useful links to stories, songs and other resources in Maltese.

Read as many books in Maltese as possible!

Relevant resources:

Some of the many songs and rhymes you can find on Youtube. Click to access.

[Songs in Maltese](#)

[Stories in Maltese](#)

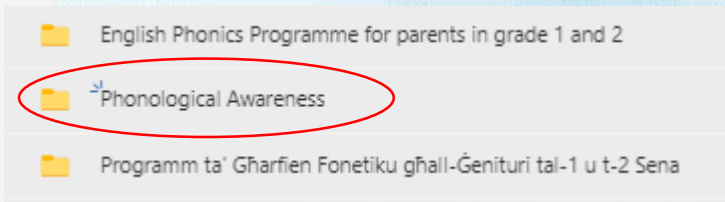
[Numbers in Maltese](#)

[Maltese alphabet](#)



3. Tuning in to sounds

The first step to reading and writing is to recognise the sounds in spoken words. The recognition that orally spoken words are made up of smaller pieces of sound, such as syllables, onset (initial sound) and rime (the blended ending chunk of a word), is called **phonological awareness**. It is important for pre-schoolers to manipulate, and play with these pieces of sound in a language, in order to acquire **reading readiness**.

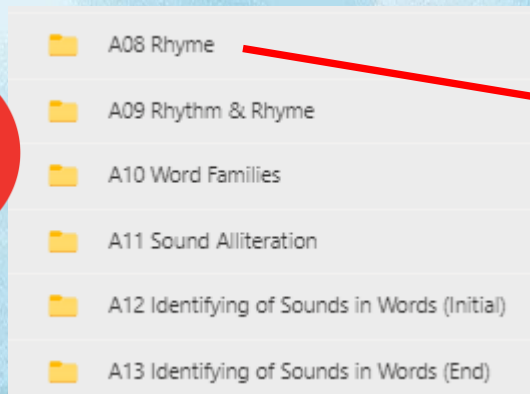


Click here to access the set of resources we

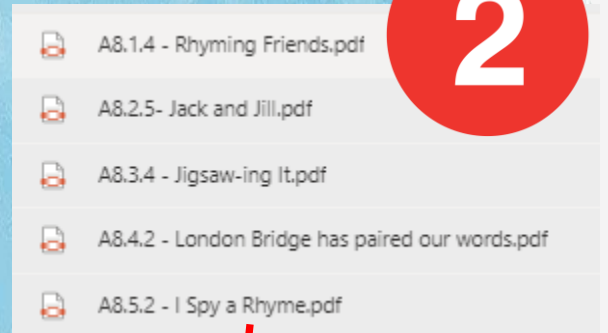
have created to help your child develop phonological awareness (step 1). Skills are graded in

order of difficulty, with simple listening activities to be found at the beginning of the list, and more complex activities related to blending and compound words, to be found towards the end of the list. Each level provides a number of activities that may be carried out during the week, to consolidate a particular skill (step 2). The activities are simple to follow and clearly explained (step 3).

1



2



3

1. Find the following items and spread them out on a table.

2. Say the words in the box, one at a time, and ask your child to find an item that rhymes from the table.

tag gate lock handle cork troll

Literacy Project - A8.5.2
Literacy Support Team - Secretariat for Catholic Education

4. Dyslexia

Dyslexia is a learning difficulty that can cause problems with reading, writing and spelling. Below are links to help you understand this learning difficulty better. Ways of helping you meet the challenges this learning difficulty presents in your child's education, are also presented.

Identification - <https://youtu.be/xO178tkN0rQ>

About Dyslexia - <https://youtu.be/DgHDQeZ5QuA>

Dyslexia Strengths - <https://youtu.be/d4VRjQnBoWM>

Memory, Organisation and Concentration - <https://youtu.be/KFdvzkr6Vo>

Dyslexia Challenges - <https://youtu.be/t9IsQQH7WI>

Literacy - https://youtu.be/JJ-T_yPf05Q

Maths - <https://youtu.be/saJxN8PlFq4>

The use of Technology - <https://youtu.be/nAeXu20V19w>

Emotional Impact - <https://youtu.be/eUV6xHYH3CU>

5. Where to find us

[Secretariat for Catholic Education Website](#)

[Literacy and Numeracy Facebook Page](#)

[Numeracy Youtube Channel](#)

[Literacy Youtube Channel](#)

